

Analytical Modeling of Solar Cells

Mohammed RASHEED*, Suha SHIHAB

Applied Sciences Department, University of Technology, Baghdad, Iraq;

Email: rasheed.mohammed40@yahoo.com, or 10606@uotechnology.edu.iq

Abstract: In the present work, a modified method is utilized to find the real roots of nonlinear equations of a single-diode PV cell by combining the modified Aitken's extrapolation method (MAEM), Aitken's extrapolation method (AEM) and the Newton-Raphson method (NRM), describing, and comparing them. The extrapolation method (MAEM) and (AEM) in the form of Aitken Δ^2 -acceleration is applied for improvement the convergence of the iterative method (Newton-Raphson) technique. Using a new improve to Aitken technique on (NRM) enables one to obtain efficiently the numerical solution of the single-diode solar cell nonlinear equation. The speed of the proposed method is compared with two other methods by means of various values of load resistance (R) in the range between $R \in [1, 5]$ and with the given voltage of the cell V_{pv} as an initial value in ambient temperature. The results showed that the proposed method (MAEM) is faster than the other methods (AEM and NRM).

Keywords: Modified Aitken's method; Aitken's method; Newton-Raphson method; PV cell; single-diode design

Received: 30th Sep. 2019

Accepted: 23th Oct. 2019

Online: 28th Oct. 2019

1. Introduction

Photovoltaics, known as PV cells, convert solar radiation directly into electricity and are manufactured using solar panels covered with crystalline or non-crystalline elements, the most important of which is silicon. There are many types of silicon solar cells: A monocrystalline silicon cell in its industry, the efficiency of this type is 16%. A polycrystalline silicon solar cell with 13 % efficiency. Amorphous cells: In which layers of silicon are deposited on solar panels, the efficiency of this type is (3×6) %, and less expensive than the previous two types^[1-15]. The world of spacecraft's and satellites alone is full of solar applications. Scientists are pushed to manufacture a new type of solar cell that is not in the same effective traditional sources, but much cheaper, more useful, and widely used. Known that solar cells or photovoltaic cells turn light into electricity and run many

devices from "computers" to computers Satellites and solar cells "voltaic images", it is an electronic cell generated electric driving force exposed to light radiation^[16-23]. Thin film solar cells is a solar cell made of several layers of chips that work by the light effect to convert solar energy into electrical energy. The thickness of the layers varies between several nanometers to tens of microns. So far, combinations of the following elements have proven their usefulness in exploiting the effect of a voltage light to produce an electric current from the falling sunlight. These elements follow group I (alkaline elements), group III (terrestrial alkaline elements), and group VI, according to the periodic table of elements^[24-40]. Numerical methods are emerging in mathematical research and they have a wide range in

many applications in engineering and sciences such as optimal control problems, integral equations, and fractional differential equations, etc^[41-58].

The goal of the present work is to describe a new method in order to find the real roots of single-diode nonlinear equation of the solar cells. It is organized as follows: section 2 characterizing the analytical model of a single-diode design of the photovoltaic cell; Section 3 establishing the root finding NRM, AEM and MAEM;

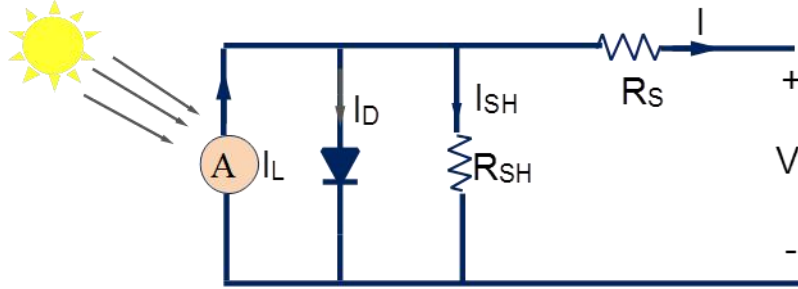


Figure 1. Equivalent-circuit of single-diode model.

Using Kiechoff's current law for the current I , the equation of this equivalent circuit is given by

$$I = I_{ph} - I_D \quad (1)$$

$$I_D = I_0 \left(e^{\frac{-V_{pv}}{nV_T}} - 1 \right) \quad (2)$$

$$I = I_{ph} - I_0 \left(e^{\frac{-V_{pv}}{mV_T}} - 1 \right) \quad (3)$$

where:

I_{ph} is the photocurrent (A); I_0 is reverse saturation current of the diode (A); I and V_{pv} are the delivered current and voltage, respectively (V); $V_T = \frac{kT}{q} = 0.0259 V$ is thermic voltage = $27.5 \cong 26$ mV at ($T = 25$ °C Air-Mass = 1.5); m is the recombination factor closeness to an ideal diode ($1 < m < 1.5$), k is Boltzmann constant = $1.38 \times 10^{-23} J/K$; T is p-n junction temperature (K); q is the electron charge = $1.6 \times 10^{-19} C$.

$$I_{ph} = I_{s0} \quad (4)$$

$$I_D = I_s * \left(e^{\frac{V_D}{nV_T}} - 1 \right) \quad (5)$$

Merge Eq. 4 in Eq. 5 we get

$$(I_{s0}) - 10^{-12} \left(e^{\frac{-V}{1.2*0.026}} - 1 \right) = \frac{R}{V} \quad (6)$$

where n ideally factor $1 < n < 2$, I_s reverse saturation current = $10^{-12} A$. In parallel, $V_D = V_{pv} = V$

Eq. 6 can be applied to determine V of the cell

section 4 results and discussion; section 5 conclusions of the obtained results. All the results are obtained using Matlab 2019.

2. Characteristics of Single-Diode Solar Cells Equation

The simple equivalent electric circuit of a PV cell shown in **Figure 1**.

mathematically with the first derivative of this equation.

3. Analysis of the Mathematical Methods

3.1 Newton-Raphson Method (NRM)

It is an effective algorithm to find real dependent roots. Therefore, it is an example of root finding algorithms. It can be used to find the upper and lower limits of such functions, by finding the roots of the first derivative of the function. The geometric interpretation is as follows: we choose a maximum value close to the "root of the equation". We change the graphical representation by tangent and calculating the approximate zero. Zero tangent is an approximate value of the root of the equation, and then can be recalculated to get a closer solution to the root. In practice: operations for $f: [a, b] \rightarrow R$, a defined and derivative function on the field $[a, b]$ choose a nominal value of x_0 (the closer it is to the solution, the better). Determine by reference for each natural integer n

$$x_1 - x_0 = \frac{f(x_1) - f(x_0)}{\frac{df(x_0)}{dx_0}} \text{ then} \quad (7)$$

$$x_{n+1} = x_n - \frac{f(x_n)}{\hat{f}(x_n)} \quad (8)$$

where $\hat{f}(x_n)$ is the derived function of the $f(x_n)$ function.

We can show that if $\hat{f}(x_n)$ is a continuous function and the unknown root α is isolated, then there is an

adjacent to α where all the starting values of x_0 for the neighborhood, the successive x_n approach the α . Moreover, if $f'(\alpha) \neq 0$, the quadratic convergence, i.e., the number of integers is almost doubled at each stage.

This process is repeated until the convergence criterion is satisfied:

$$|x_i - x_{i-1}| < \varepsilon \quad (10)$$

It is apparent that for every approximation x_{i-1} , a better one (x_i) of the actual solution x_i can be achieved through Eq. 6, x_i is at the intersection of the function's tangent at x_{i-1} and axis x .

3.2 Aitken's Method (AEM)

In numerical analysis, the Aitken squared delta operation or Aitken Extrapolation is a sequential acceleration method, used to accelerate the sequence convergence rate. It is named after Alexander Aitken, who introduced this method in 1926.

In general, let the sequence $\{\bar{E}_n\}$ can be described by

$$\bar{E}_n = E_{n+2} - \frac{(E_{n+2} - E_{n+1})^2}{E_{n+2} - 2 \times E_{n+1} + E_n} \quad n = 0, 1, 2, \dots \quad (11)$$

for acceleration the convergence of Eq. 11 can be written as

$$\bar{E}_n = E_n - \frac{(E_{n+1} - E_n)^2}{E_{n+2} - 2 \times E_{n+1} + E_n} \quad n = 0, 1, 2, \dots \quad (12)$$

3.3 Modified Aitken's Method (MAEM)

For a given x_0

$$\bar{E}_0 = E_2 - \frac{(E_2 - E_1)^2}{E_2 - 2 \times E_1 + E_0}$$

$$\bar{E}_1 = E_3 - \frac{(E_3 - E_2)^2}{E_3 - 2 \times E_2 + E_1}$$

$$\bar{E}_2 = E_4 - \frac{(E_4 - E_3)^2}{E_4 - 2 \times E_3 + E_2}$$

Define the improve value of \bar{E} using

$$\bar{E} = E_2 - \frac{(\bar{E}_2 - \bar{E}_1)^2}{\bar{E}_2 - 2 \times \bar{E}_1 + \bar{E}_0}$$

In general, $\{\bar{E}_n\}$ can be defined by

$$\bar{E}_n = \bar{E}_{n+2} - \frac{(\bar{E}_{n+2} - \bar{E}_{n+1})^2}{\bar{E}_{n+2} - 2 \times \bar{E}_{n+1} + \bar{E}_n} \quad n = 0, 1, 2, \dots \quad (13)$$

The above equation is the proposed method used to improve (AEM).

The procedure of **NRM** obtain in the following steps:

INPUT initial approximation solution $x_0 = 1$,

tolerance $\varepsilon = 10^{-9}$, maximum number of iterations N, f, df .

OUTPUT approximate solution x_{n+1}

Step 1: Set $i = 1$

Step 2: Calculate $x_{n+1} = x_n - \frac{f(x_n)}{f'(x_n)}$ for $n = 0, 1, 2, \dots$

Step 3: If $|x_i - x_{i-1}| < \varepsilon$; then go to Step 6

Step 4: Set $x_0 = x$

Step 5: $n = n + 1, i = i + 1$, go back to Step 2.

Step 6: OUTPUT x_{n+1} and stop iteration.

The procedure of **AEM** obtain in the following steps:

Given: $x_0, \varepsilon = 10^{-9}, N, f, df$

Step 1: For $i = 1$ to 2

Step 2: Calculate $\bar{E}_n = E_{n+2} - \frac{(E_{n+2} - E_{n+1})^2}{E_{n+2} - 2 \times E_{n+1} + E_n}$ for $n = 0, 1, 2, \dots$

Step 3: If $f(x_i) = 0$ or $f(x_i) < \varepsilon$, then go to Step 6

Step 4: Set $\bar{E}_{n+1} = \bar{E}_n$

Step 5: $n = n + 1, i = i + 1$, go back to Step 2.

Step 6: OUTPUT x_{n+1} and stop iteration.

The procedure of **MAEM** obtain in the following steps

Given: $x_0, \varepsilon = 10^{-9}, N, f, df$

Step 1: For $i = 1$ to 2

Step 2: Calculate $\bar{E}_n = E_{n+2} - \frac{(E_{n+2} - E_{n+1})^2}{E_{n+2} - 2 \times E_{n+1} + E_n}$ for $n = 0, 1, 2, \dots$

Step 3: If $f(x_i) = 0$ or $f(x_i) < \varepsilon$, then go to Step 6

Step 4: Set $\bar{E}_{n+1} = \bar{E}_n$

Step 5: $n = n + 1, i = i + 1$, go back to Step 2.

Step 6: OUTPUT x_{n+1} and stop iteration.

4. Results and Discussion

Consider the Eq. 1 is modeled in the form single-diode PV cell has obtained the following approximate solutions and the three different methods are applied with the initial value $x_0 = 1$. In Table 1 the methods NRM, AEM and MAEM with the comparison of the solution results is given and listed in the last column of this table when the load resistance $R = 1$.

Iterations	Vpv-NRM	Vpv-AEM	Vpv-MAEM	ϵ -NRM	ϵ -AEM	ϵ -MAEM
1	1	0.947037857	0.923295275	0.028583139	0.017025128	0.000872141
2	0.971416861	0.930012729	0.922434735	0.024684255	0.00674158	1.16004e ⁻⁰⁵
3	0.946732606	0.923271149	0.922423137	0.0168669	0.000836792	2.03466e ⁻⁰⁹
4	0.929865706	0.922434357	0.922423135	0.006617812	1.12208e ⁻⁰⁵	1.11022e ⁻¹⁶
5	0.923247893	0.922423136	0.922423135	0.000813893	1.96644e ⁻⁰⁹	0.000000000
6	0.922434	0.922423135		1.08636e ⁻⁰⁵	1.11022e ⁻¹⁶	
7	0.922423136	0.922423135		1.9025e ⁻⁰⁹	0.000000000	
8	0.922423135			1.11022e ⁻¹⁶		
9	0.922423135			0.000000000		

Table 1. The ϵ for V of PV cell with $R = 1$ by comparison with three different methods.

Figure 3 Presents the obtained solutions of the study result.

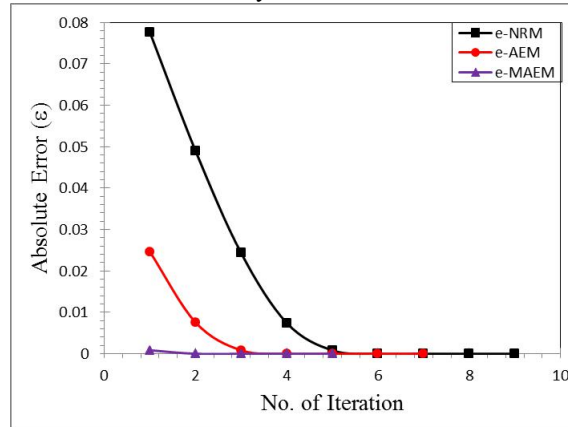


Figure 3. Obtained solutions of the study result.

The obtained solution plot in the (no of iteration- ϵ)-plane proves that the proposed method (MAEM) have small iterations compared with the other method. Parallel to this feature, it is also noted that the proposed method (MAEM) has a behavior of the solution in the initial value $x_0 = 1$ has the smallest error

tolerance compared with (NRM) and (AEM).

In **Table 2** the methods NRM, AEM and MAEM with the comparison of the solution results is given and listed in the last column of this table when the load resistance $R = 2$.

Iterations	Vpv-NRM	Vpv-AEM	Vpv-MAEM	ϵ -NRM	ϵ -AEM	ϵ -MAEM
1	1	0.945750417	0.918514964	0.082964618	0.028715034	0.001479582
2	0.971030472	0.927013023	0.917068978	0.05399509	0.009977641	3.35954e ⁻⁰⁵
3	0.945421967	0.918476227	0.9170354	0.028386584	0.001440844	1.72333e ⁻⁰⁸
4	0.926834477	0.917067904	0.917035382	0.009799094	3.25215e ⁻⁰⁵	4.44089e ⁻¹⁵
5	0.918438746	0.917035399	0.917035382	0.001403363	1.66577e ⁻⁰⁸	0.000000000
6	0.917066885	0.917035382		3.15024e ⁻⁰⁵	4.32987e ⁻¹⁵	
7	0.917035399	0.917035382		1.61176e ⁻⁰⁸	0.000000000	
8	0.917035382			4.21885e ⁻¹⁵		
9	0.917035382			0.000000000		

Table 2. The ε for V of PV cell with $R = 2$ by comparison with three different methods.

Figure 4 Presents the obtained solutions of the study result.

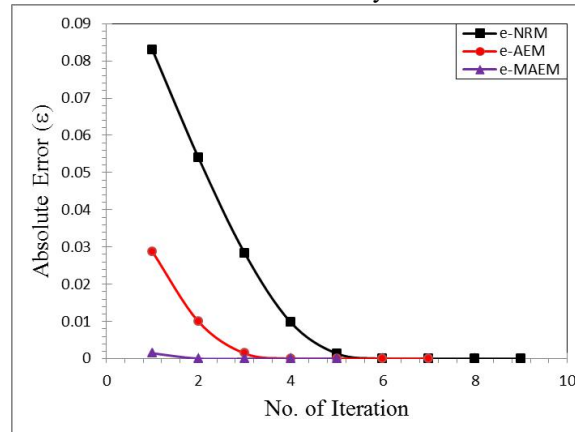


Figure 4. Obtained solutions of the study result.

In **Table 3** the methods NRM, AEM and MAEM listed in the last column of this table when the load with the comparison of the solution results is given and resistance $R = 3$.

Iterations	V_{pv} -NRM	V_{pv} -AEM	V_{pv} -MAEM	ε -NRM	ε -AEM	ε -MAEM
1	1	0.944437431	0.913001883	0.089596626	0.034034057	0.002598509
2	0.970643792	0.92381119	0.910507557	0.060240418	0.013407816	0.000104183
3	0.944084232	0.912938978	0.910403542	0.033680858	0.002535604	1.68226e ⁻⁰⁷
4	0.923594243	0.910504334	0.910403374	0.013190869	0.00010096	4.35763e ⁻¹³
5	0.91287784	0.910403537	0.910403374	0.002474466	1.62655e ⁻⁰⁷	0.000000000
6	0.910501262	0.910403374		9.78883e ⁻⁰⁵	4.21219e ⁻¹³	
7	0.910403531	0.910403374		1.57417e ⁻⁰⁷	0.000000000	
8	0.910403374			4.07563e ⁻¹³		
9	0.910403374			0.000000000		

Table 3. The ε for V of PV cell with $R = 3$ by comparison with three different methods.

Figure 5 Presents the obtained solutions of the study result.

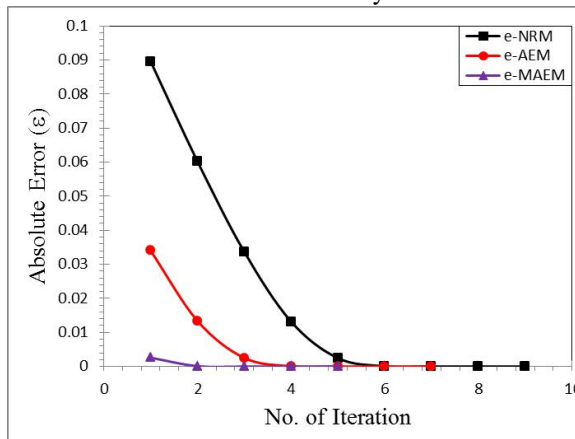


Figure 5. Obtained solutions of the study result.

In **Table 4** the methods NRM, AEM and MAEM listed in the last column of this table when the load with the comparison of the solution results is given and resistance $R = 4$.

Iterations	V_{pv} -NRM	V_{pv} -AEM	V_{pv} -MAEM	ϵ -NRM	ϵ -AEM	ϵ -MAEM
1	1	0.943098312	0.906551123	0.0982594	0.04135771	0.004810521
2	0.970256822	0.92038679	0.902098041	0.06851622	0.018646188	0.000357439
3	0.94271872	0.90644763	0.901742631	0.04097812	0.004707028	2.02884e ⁻⁰⁶
4	0.920123009	0.90208766	0.901740602	0.01838241	0.000347058	6.48303e ⁻¹¹
5	0.906346494	0.901742565	0.901740602	0.00460589	1.963e ⁻⁰⁶	0.000000000
6	0.902077706	0.901740602		0.0003371	6.26942e ⁻¹¹	
7	0.901742503	0.901740602		1.9009e ⁻⁰⁶	0.000000000	
8	0.901740602			6.0691e ⁻¹¹		
9	0.901740602			0.000000000		

Table 4. The ϵ for V of PV cell with $R = 4$ by comparison with three different methods.

Figure 6 Presents the obtained solutions of the study result.

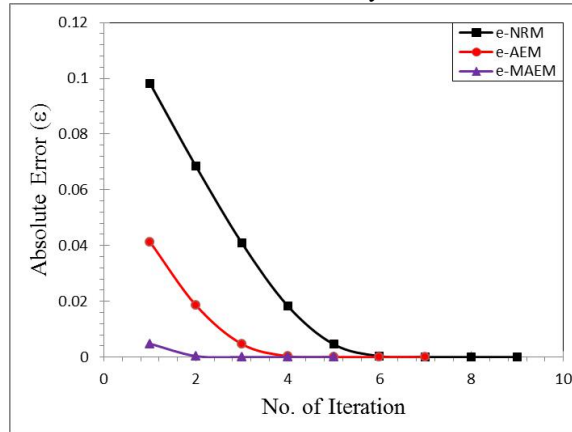


Figure 6. Obtained solutions of the study result.

In **Table 5** the methods NRM, AEM and MAEM listed in the last column of this table when the load with the comparison of the solution results is given and resistance $R = 5$.

Iterations	V_{pv} -NRM	V_{pv} -AEM	V_{pv} -MAEM	ϵ -NRM	ϵ -AEM	ϵ -MAEM
1	1	0.941732458	0.898878597	0.110907285	0.052639743	0.009785882
2	0.96986956	0.916716819	0.890549442	0.080776845	0.027624104	0.001456728
3	0.941324731	0.898705719	0.889127855	0.052232016	0.009613004	3.51407e ⁻⁰⁵
4	0.916395843	0.890512633	0.889092735	0.027303128	0.001419918	2.04552e ⁻⁰⁸
5	0.898535645	0.889126783	0.889092715	0.00944293	3.40681e ⁻⁰⁵	6.88338e ⁻¹⁵
6	0.890477009	0.889092735	0.889092715	0.001384294	1.98038e ⁻⁰⁸	0.000000000
7	0.889125763	0.889092715		3.30483e ⁻⁰⁵	6.66134e ⁻¹⁵	
8	0.889092734	0.889092715		1.91907e ⁻⁰⁸	0.000000000	
9	0.889092715			6.43929e ⁻¹⁵		
10	0.889092715			0.000000000		

Table 5. The ϵ for V of PV cell with $R = 5$ by comparison with three different methods.

Figure 7 Presents the obtained solutions of the study result.

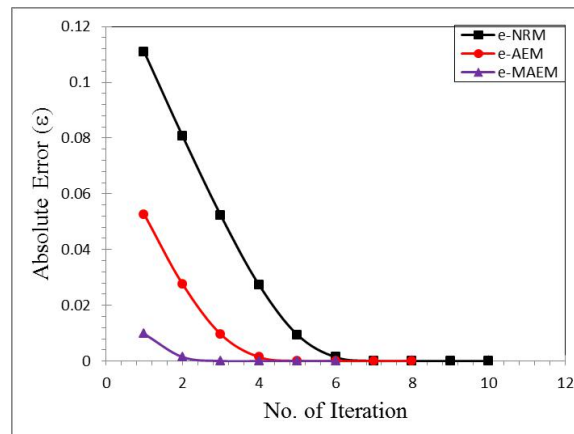


Figure 7. Obtained solutions of the study result.

Results of tables 1 to 5 are showing that the suggested method (MAEM) are having low error after relatively view iterations are computed, and this in turn is demonstrating their efficiency.

5. Conclusion

In this paper, we give three numerical solutions for Mathematical model of the single-diode PV cells. The main advantage of the developed method is simplicity and high accurate approximate solution is achieved using a few numbers of iterations. The obtained numerical results are comparing with some other methods.

References

1. M. S. Rasheed, Approximate Solutions of Barker Equation in Parabolic Orbits, *Engineering & Technology Journal*, 28 (3) (2010) 492-499.
2. M. S. Rasheed, An Improved Algorithm For The Solution of Kepler's Equation For An Elliptical Orbit, *Engineering & Technology Journal*, 28 (7) 2010 1316-1320.
3. M. S. Rasheed, Acceleration of Predictor Corrector Halley Method in Astrophysics Application, *International Journal of Emerging Technologies in Computational and Applied Sciences*, 1 (2) 2012 91-94.
4. M. S. Rasheed, Fast Procedure for Solving Two-Body Problem in Celestial Mechanics, *International Journal of Engineering, Business and Enterprise Applications*, 1 (2) 2012 60-63.
5. M. S. Rasheed, Solve the Position to Time Equation for an Object Travelling on a Parabolic Orbit in Celestial Mechanics, *DIYALA JOURNAL FOR PURE SCIENCES*, 9 (4) 2013 31-38.
6. M. S. Rasheed, Comparison of Starting Values for Implicit Iterative Solutions to Hyperbolic Orbits Equation, *International Journal of Software and Web Sciences (IJSWS)*, 1 (2) 2013 65-71.
7. M. S. Rasheed, On Solving Hyperbolic Trajectory Using New Predictor-Corrector Quadrature Algorithms, *Baghdad Science Journal*, 11 (1) 2014 186-192.
8. M. S. Rasheed, Modification of Three Order Methods for Solving Satellite Orbital Equation in Elliptical Motion, *Journal of university of Anbar for Pure science*, 2019 in press.
9. M. Rasheed, R. Barillé, Room temperature deposition of ZnO and Al: ZnO ultrathin films on glass and PET substrates by DC sputtering technique, *Optical and Quantum Electronics*, 49 (5) (2017) 1-14.
10. M. Rasheed, Régis Barillé, Optical constants of DC sputtering derived ITO, TiO₂ and TiO₂: Nb thin films characterized by spectrophotometry and spectroscopic ellipsometry for optoelectronic devices, *Journal of Non-Crystalline Solids*, 476 (2017) 1-14.
11. M. Rasheed, R. Barillé, Comparison the optical properties for Bi₂O₃ and NiO ultrathin films deposited on different substrates by DC sputtering technique for transparent electronics, *Journal of Alloys and Compounds*, 728 (2017) 1186-1198.
12. T. Saidani, M. Zaabat, M. S. Aida, R. Barille, M. Rasheed, Y. Almohamed, Influence of precursor source on sol-gel deposited ZnO thin films properties, *Journal of Materials Science: Materials in Electronics*, 28 (13) (2017) 9252-9257.
13. K. Guergouria A. Boumezoued, R. Barille, D. Rechem, M. Rasheed M. Zaabata, ZnO nanopowders doped with bismuth oxide, from synthesis to electrical application, *Journal of Alloys and Compounds*, 791 (2019) 550-558.
14. D. Bouras, A. Mecif, R. Barillé, A. Harabi, M. Rasheed, A. Mahdjoub, M. Zaabat, Cu: ZnO deposited on porous ceramic substrates by a simple thermal method for photocatalytic application, *Ceramics International*, 44 (17) (2018) 21546-21555.
15. W. Saidi, N. Hfaïdh, M. Rasheed, M. Girtan, A. Megriche, M. EL Maaoui, Effect of B₂O₃ addition on optical and structural properties of TiO₂ as a new blocking layer for multiple dye sensitive solar cell application (DSSC), *RSC Advances*, 6 (73) (2016) 68819-68826.
16. A. AUKŠTUOLIS, M. Girtan, G. A. Mousdis, R. Mallet, M. Socol, M. Rasheed, A. Stanculescu, Measurement of charge carrier mobility in

- perovskite nanowire films by photo-CELIV method, Proceedings of the Romanian Academy Series a-Mathematics Physics Technical Sciences Information Science, 18 (1) (2017) 34-41.
17. O. A. Sultan, K. I. Hassoon, M. S. Rasheed, Deterioration of Silicon Solar Cell Parameter with Ambient Temperature, Al-Mustansiriyah Journal of Science, 14 (1) (2003) 25-31.
 18. F. S. Tahir, M. S. Rasheed, I. A. Hameed, Analysis the Performance of Silicon Solar Cell Parameters with the Ambient Temperature using Fuzzy Logic, Journal of the College of Basic Education 18 (75) (2012) 173-183.
 19. F. S. Tahir, M. S. Rasheed, Decline in the Performance of Silicon Solar Cell Parameters with the Ambient Temperature in Baghdad, Journal of the College of Basic Education, 18 (75) (2012) 95-111.
 20. F. Dkhilalli, S. Megdiche, K. Guidara, M. Rasheed, R. Barillé, M. Megdiche, AC conductivity evolution in bulk and grain boundary response of sodium tungstate Na₂WO₄, Ionics, 24 (1) (2018) 169-180.
 21. F. Dkhilalli, S. M. Borchani, M. Rasheed, R. Barille, K. Guidara, M. Megdiche, Structural, dielectric, and optical properties of the zinc tungstate ZnWO₄ compound, Journal of Materials Science: Materials in Electronics, 29 (8) (2018) 6297-6307.
 22. F. Dkhilalli, S. M. Borchani, M. Rasheed, R. Barille, S. Shihab, K. Guidara, M. Megdiche, Characterizations and morphology of sodium tungstate particles, Royal Society open science, 5 (8) (2018) 1-12.
 23. M. Enneffati, B. Louati, K. Guidara, M. Rasheed, R. Barillé, Crystal structure characterization and AC electrical conduction behavior of sodium cadmium orthophosphate, Journal of Materials Science: Materials in Electronics, 29 (1) (2018) 171-179.
 24. E. Kadri, M. Krichen, R. Mohammed, A. Zouari, K. Khirouni, Electrical transport mechanisms in amorphous silicon/crystalline silicon germanium heterojunction solar cell: impact of passivation layer in conversion efficiency, Optical and Quantum Electronics, 48 (12) (2016) 1-15.
 25. E. Kadri, O. Messaoudi, M. Krichen, K. Dhahri, M. Rasheed, E. Dhahri, A. Zouari, K. Khirouni, R. Barillé, Optical and electrical properties of SiGe/Si solar cell heterostructures: Ellipsometric study, Journal of Alloys and Compounds, 721 (2017) 779-783.
 26. E. Kadri, K. Dhahri, A. Zaafouri, M. Krichen, M. Rasheed, K. Khirouni, R. Barillé, Ac conductivity and dielectric behavior of a-Si: H/c-Si_{1-y}Gey/p-Si thin films synthesized by molecular beam epitaxial method, Journal of Alloys and Compounds, 705 (2017) 708-713.
 27. N. B. Azaza, S. Elleuch, M. Rasheed, D. Gindre, S. Abid, R. Barille, Y. Abid, H. Ammar, 3-(p-nitrophenyl) Coumarin derivatives: Synthesis, linear and nonlinear optical properties, Optical Materials, 96, (2019) 109328.
 28. M. Enneffati, M. Rasheed, B. Louati, K. Guidara, R. Barillé, Morphology, UV-visible and ellipsometric studies of sodium lithium orthovanadate, Optical and Quantum Electronics, 51 (9) (2019) 299.
 29. M. RASHEED, M. A. Sarhan, Solve and Implement the main Equations of Photovoltaic Cell Parameters Using Visual Studio Program, Insight-Mathematics, 1 (1) (2019).
 30. M. Rasheed, M. A. Sarhan, Characteristics of Solar Cell Outdoor Measurements Using Fuzzy Logic Method, Insight-Mathematics, 1 (1) (2019).
 31. M. RASHEED, M. A. Sarhan, Measuring the Solar Cell Parameters Using Fuzzy Set Technique, Insight-Electronic, 1 (1) (2019).
 32. M. RASHEED, Linear Programming for Solving Solar Cell Parameters, Insight-Electronic, 1 (1) (2019).
 33. M. RASHEED, Investigation of Solar Cell Factors using Fuzzy Set Technique, Insight-Electronic, 1 (1) (2019).
 34. M. RASHEED, Regis Barille, Development and Characterization of Single and Multilayer Thin Films for Optoelectronics Application, Ph. D. Thesis University of Angers (2017).
 35. M. RASHEED, S. SHIHAB, Analytical Modelling of Solar Cells, Insight Electronics, 1, (1) (2019).
 36. M. RASHEED, S. SHIHAB, Modeling and Simulation of Solar Cell Mathematical Model Parameters Determination Based on Different Methods, Insight Mathematics, 1 (1) (2019).
 37. M. RASHEED, S. SHIHAB, Parameters Estimation for Mathematical Model of Solar Cell, Electronics Science Technology and Application, (2019).
 38. M. S. Rasheed, Study of the effects of acidic solutions on the physical properties of polymeric materials superimposed, Al-Mustansiriyah Journal of Science, 13 (49) (2012) 6.
 39. M. S. Rasheed, H. S. Mahde, Electronic Combination Lock Design Using Remote Control, Journal of the College of Basic Education, 18 (75) (2012) 265-280.
 40. M. S. Rasheed, A. N. Mohammed, Design of a Laser Based Free Space Communication System, LAP LAMBERT Academic Publishing, (2012).
 41. S. N. Shihab, M. A. Sarhan, Convergence analysis of shifted fourth kind Chebyshev wavelets, IOSR journal of mathematics, 10 (2) (2014) 54-58.
 42. S. N. Al-Rawi, H. R. Al-Rubaie, An Approximate solution of some continuous time Linear-Quadratic optimal control problem via Generalized Laguerre Polynomial, Journal of Pure and Applied Sciences, 22 (1) (2010) 85-97.
 43. S. N. Al-Rawi, NUMERICAL SOLUTION OF INTEGRAL EQUATIONS USING TAYLOR SERIES, Journal of the College of Education, 5 (1992) 51-60.
 44. S. S. Ahmed, On System of Linear Volterra Integro-Fractional Differential Equations, Ph. D. Thesis, (2009).

45. J. A. Eleiwy, S. N. Shihab, Chebyshev Polynomials and Spectral Method for Optimal Control Problem, *Engineering and Technology Journal*, 27 (14) (2009) 2642-2652.
46. S. N. SHIHAB, M. A. Sarhan, New Operational Matrices of Shifted Fourth Chebyshev wavelets, *Elixir International Journal-Applied Mathematics*, 69 (1) (2014) 23239-23244.
47. S. N. Al-Rawi, F. A. Al-Heety, S. S. Hasan, A New Computational Method for Optimal Control Problem with B-spline Polynomials, *Engineering and Technology Journal*, 28 (18) (2010) 5711-5718.
48. M. Delphi, S. SHIHAB, Operational Matrix Basic Spline Wavelets of Derivative for linear Optimal Control Problem, *Electronics Science Technology and Application*, 6 (2) (2019) 18-24.
49. M. RASHEED, Raad RASHEED, Modelling, and Parameter Extraction of PV cell Using Single-Diode Model, *Insight Electronics*, (2019).
50. Osama Alabdali, Mohammed Abdelhadi Sarhan, Determination of the Parameters of PV Model Using Bisection Method, *Insight Electronics*, (2019).
51. Mohammed Abdelhadi Sarhan, Osama Alabdali, Determination of the Parameters of PV Model Using Secant Method, *Insight Electronics*, (2019).
52. Taha RASHEED, Osama Alabdali, Calculations of the PV Physical Parameters Using Different Numerical Methods, *Insight Electronics*, (2019).
53. Suha SHIHAB, Ahmed RASHEED, Explicit Model of Solar Cells to Determine Voltages, *Insight Electronics*, (2019).
54. Mohammed Abdelhadi Sarhan, Ahmed RASHEED, A comparative Analysis of PV Cell Mathematical Model, *Insight Electronics*, (2019).
55. M. RASHEED, S. SHIHAB, Parameters Estimation of Photovoltaic Model Using Nonlinear Algorithms, *Insight Electronics*, (2019).
56. Osama Alabdali, A new Approach for Parameter Estimation of the Single-Diode Model for Photovoltaic Cells, *Insight Electronics*, (2019).
57. Suha SHIHAB, Mohammed RASHEED, Modifications to Accelerate the Iterative Algorithm for the Single Diode Model of PV Model, *Insight Electronics*, (2019).
58. Osama Alabdali, Taha RASHEED, Parameters Extraction of a Single-Diode Model of Photovoltaic Cell Using False Position Iteration Method, *Insight Electronics*, (2019).